



www.rocheleautool.com

# SPB-3 Series

## Reciprocating Screw Blow Molding Machines

Custom designed to accommodate a multitude of container sizes, shapes and packaging needs



SPB-3 with SPB/HT1 Tail Puller and Spin Trim Take Away, In-Line Leak Testing

Simple to set up, operate and maintain

Production from single head up to 5-heads



▶ Single Serve Bottles



▶ Non-Handled Bottles



▶ Wide Mouth Jars



▶ Dairy Bottles



▶ Industrial and Household








SPB-3 with VT-2 Deflash Automation



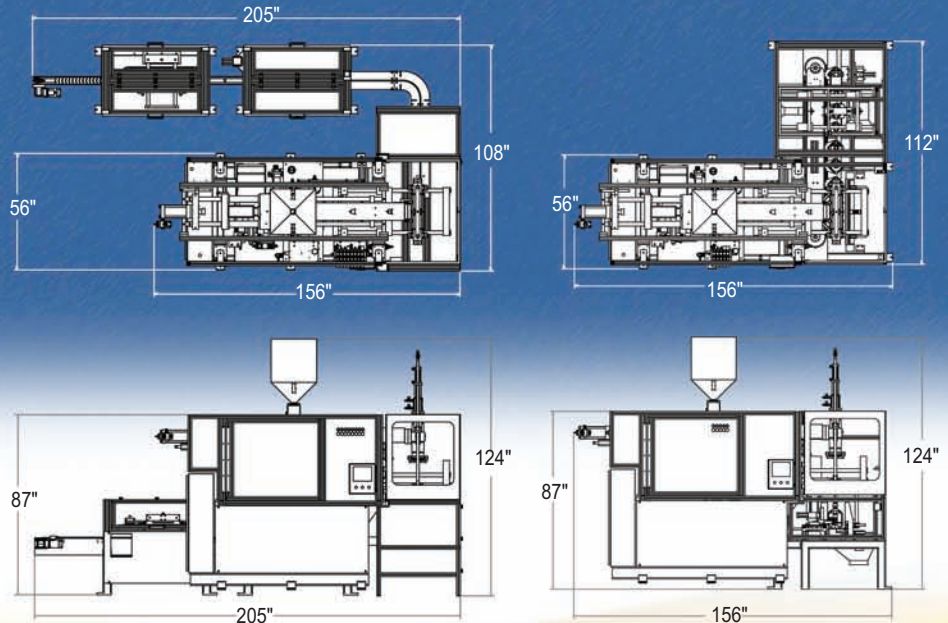
# SPB-3 Series Specifications

Medium volume container production, custom molding, quick change applications, short run or long run processing.

Container Size	Cavitation	Head Center 18" Clamp
 3 to 16 oz. without handle	4 heads 5 heads	4.5" (114.3 mm) 3.5" ( 88.9 mm)
 32 oz. without handle	3 heads	6" (152.4 mm)
 32 oz. with handle	3 heads	6" (152.4 mm)
 1/2 and 1 gallon with handle	2 heads	9" (228.6 mm)
 2-1/2 gallon with handle	1 head	—

Standard head centers listed. Systems may be modified to accommodate your specific requirements. Notice: The company reserves the right to incorporate any changes in design without obligation to make these changes on units previously sold.

Typical Layouts with Trimming Automation



SPB-3 with HT-1 Detab and Spin Trim

SPB-3 with VT-2S Impact Deflash

## ▶ Clamp Unit



- 18" wide
- Maximum opening 24", minimum shut height 9"
- 15.0" maximum daylight
- Hydraulic cylinder with 8 tons force
- Optional side shift (4.0" stroke)

## ▶ Power Unit

- 30 HP electric motor, 230/460 volt, 3 phase, 60 Hz.
- 27 GPM hydraulic pump
- 80 gallon reservoir
- Proportional flow control

## ▶ Extruder



- General purpose 2.25" diameter 24/1 (L/D) ratio reciprocating screw with 140 lbs/hour for HDPE
- 380 gram standard shot size, 500 gram shot size with optional supplemental melt
- Hydraulic drive motor (0-150 RPM)

## ▶ General

- 75 full load amps @ 460/3/60 electrics
- 5 tons chiller water required, molds and machine, 15 gpm, 60 PSI
- 20 CFM @ 100 PSI compressed air required
- Net wt. SPB-3: 6,500 lbs (2,948 kg)

## ▶ HT-1 Spin Trim Unit



## ▶ VT-2S Deflash Station



[www.rocheleautool.com](http://www.rocheleautool.com)

Rocheleau Tool & Die Co., Inc.  
117 Industrial Road  
Fitchburg, MA 01420 USA  
Tel. (978) 345-1723  
Fax (978) 345-5972

